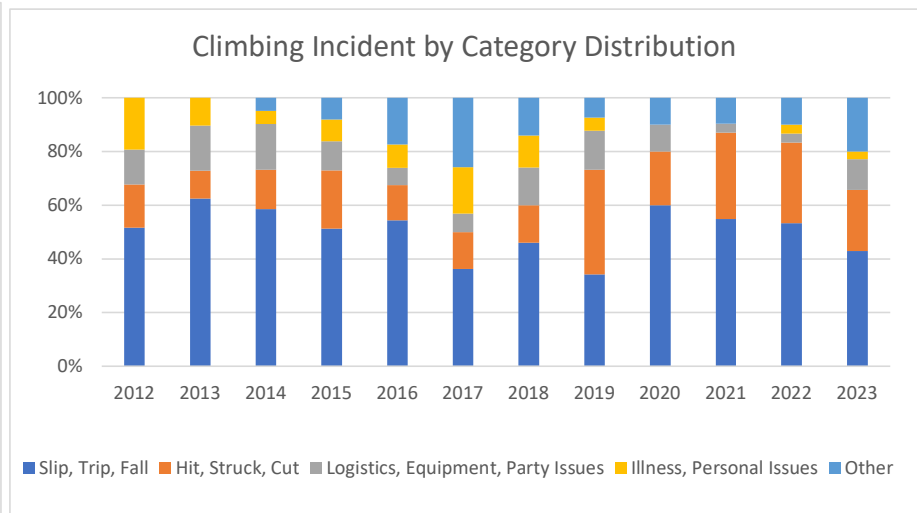
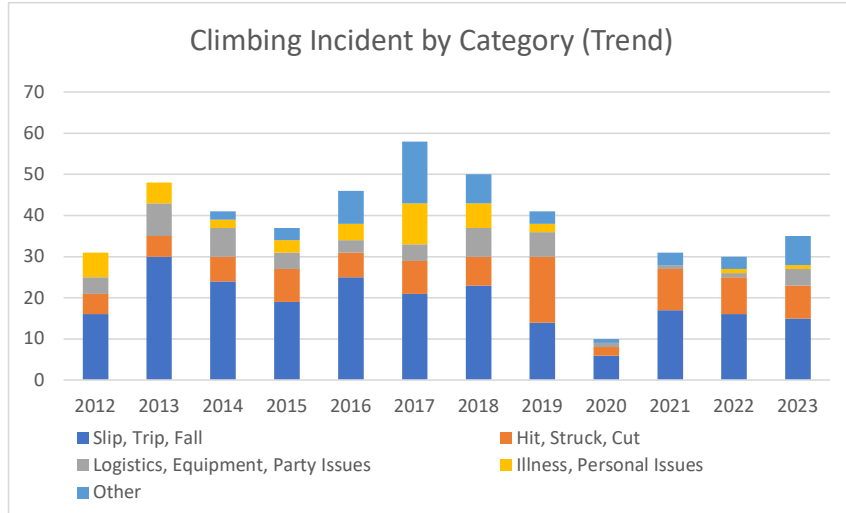


Climbing Incidents by Category

Through 4Q 2023

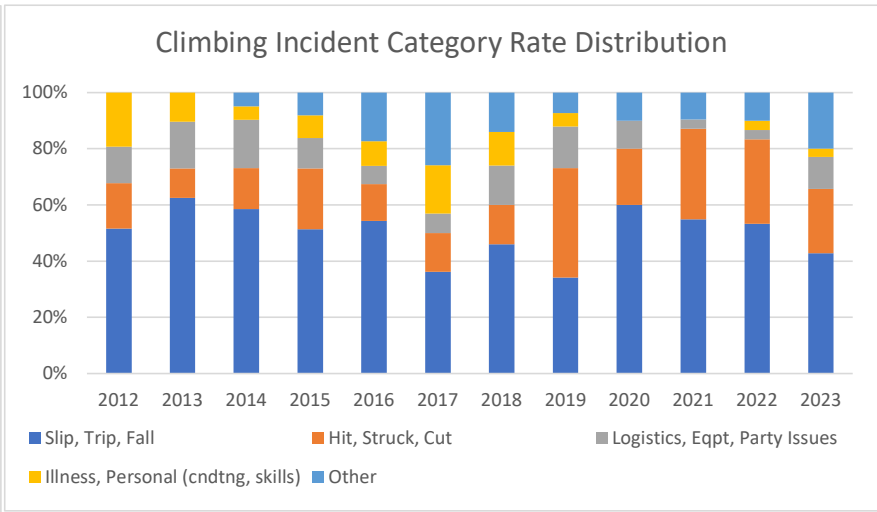
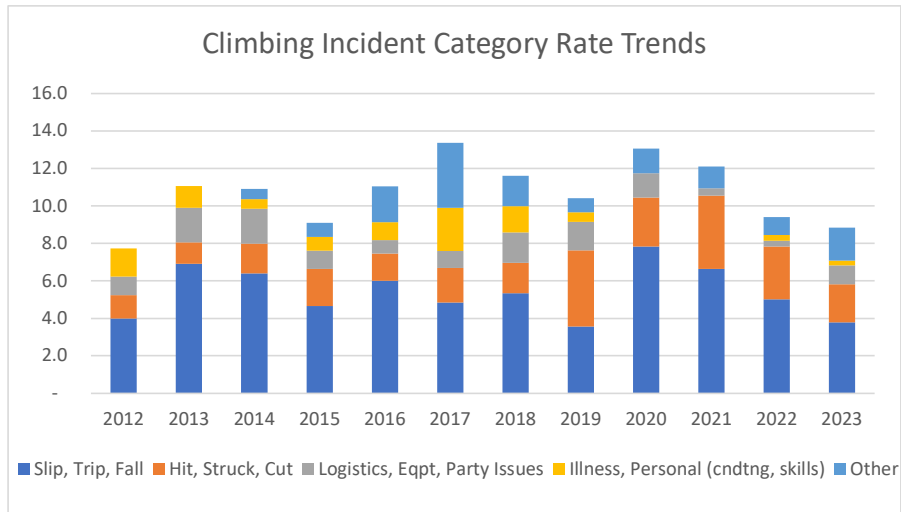
	2012	2013	2014	2015	2016	2017	2018	2019	2020	2021	2022	2023
Slip, Trip, Fall	16	30	24	19	25	21	23	14	6	17	16	15
Hit, Struck, Cut	5	5	6	8	6	8	7	16	2	10	9	8
Logistics, Equipment, Party Issues	4	8	7	4	3	4	7	6	1	1	1	4
Illness, Personal Issues	6	5	2	3	4	10	6	2	0	0	1	1
Other	0	0	2	3	8	15	7	3	1	3	3	7
Total	31	48	41	37	46	58	50	41	10	31	30	35
Slip, Trip, Fall %	52%	63%	59%	51%	54%	36%	46%	34%	60%	55%	53%	43%
Hit, Struck, Cut %	16%	10%	15%	22%	13%	14%	14%	39%	20%	32%	30%	23%
Logistics, Eqpmt, Party Issues %	13%	17%	17%	11%	7%	7%	14%	15%	10%	3%	3%	11%
Illness, Personal Issues %	19%	10%	5%	8%	9%	17%	12%	5%	0%	0%	3%	3%



Climbing Incidents by Category

Through 4Q 2023

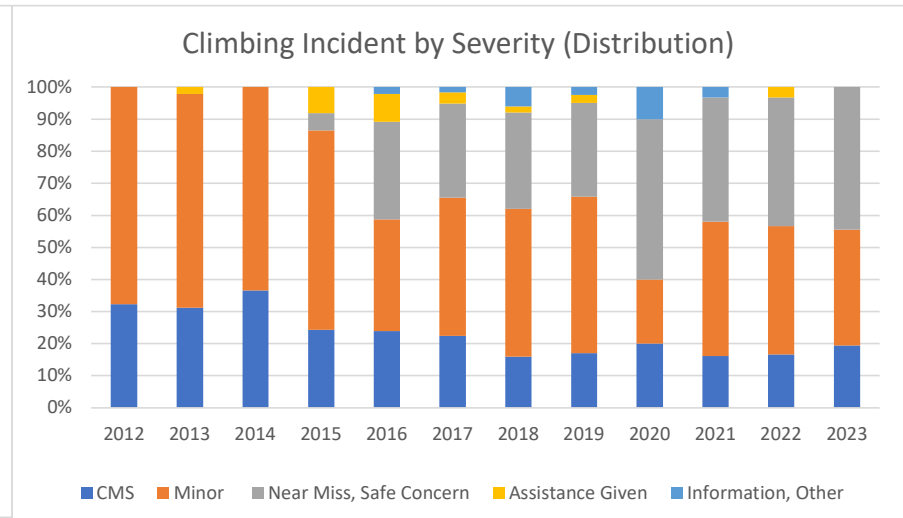
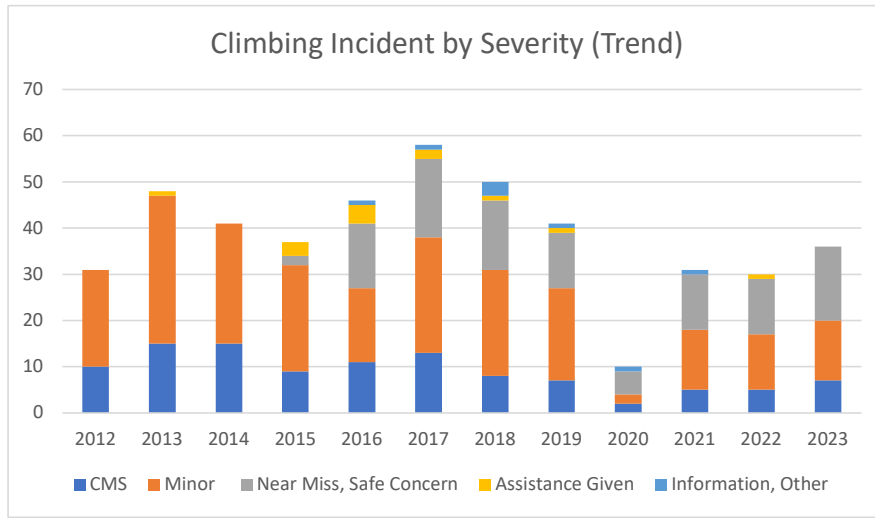
	2012	2013	2014	2015	2016	2017	2018	2019	2020	2021	2022	2023
Slip, Trip, Fall	4.0	6.9	6.4	4.7	6.0	4.8	5.3	3.6	7.8	6.6	5.0	3.8
Hit, Struck, Cut	1.2	1.2	1.6	2.0	1.4	1.8	1.6	4.1	2.6	3.9	2.8	2.0
Logistics, Eqpt, Party Issues	1.0	1.8	1.9	1.0	0.7	0.9	1.6	1.5	1.3	0.4	0.3	1.0
Illness, Personal (cndtng, skills)	1.5	1.2	0.5	0.7	1.0	2.3	1.4	0.5	-	-	0.3	0.3
Other	-	-	0.5	0.7	1.9	3.5	1.6	0.8	1.3	1.2	0.9	1.8
Total	7.7	11.1	10.9	9.1	11.1	13.4	11.6	10.4	13.1	12.1	9.4	8.8
Slip, Trip, Fall	52%	63%	59%	51%	54%	36%	46%	34%	60%	55%	53%	43%
Hit, Struck, Cut	16%	10%	15%	22%	13%	14%	14%	39%	20%	32%	30%	23%
Logistics, Eqpt, Party Issues	13%	17%	17%	11%	7%	7%	14%	15%	10%	3%	3%	11%
Illness, Personal (cndtng, skills)	19%	10%	5%	8%	9%	17%	12%	5%	0%	0%	3%	3%
Other	0%	0%	5%	8%	17%	26%	14%	7%	10%	10%	10%	20%



Climbing Incidents by Category

Through 4Q 2023

	2012	2013	2014	2015	2016	2017	2018	2019	2020	2021	2022	2023
CMS	10	15	15	9	11	13	8	7	2	5	5	7
Minor	21	32	26	23	16	25	23	20	2	13	12	13
Near Miss, Safe Concern	0	0	0	2	14	17	15	12	5	12	12	16
Assistance Given	0	1	0	3	4	2	1	1	0	0	1	0
Information, Other	0	0	0	0	1	1	3	1	1	1	0	0
Total	31	48	41	37	46	58	50	41	10	31	30	36
CMS %	32%	31%	37%	24%	24%	22%	16%	17%	20%	16%	17%	19%
Minor %	68%	67%	63%	62%	35%	43%	46%	49%	20%	42%	40%	36%
Near Miss, Safety Concern %	0%	0%	0%	5%	30%	29%	30%	29%	50%	39%	40%	44%
Assistance Given %	0%	2%	0%	8%	9%	3%	2%	2%	0%	0%	3%	0%
Information, Other %	0%	0%	0%	0%	2%	2%	6%	2%	10%	3%	0%	0%



Climbing Incidents by Category

Through 4Q 2023

	2012	2013	2014	2015	2016	2017	2018	2019	2020	2021	2022	2023
CMS	2.5	3.5	4.0	2.2	2.6	3.0	1.9	1.8	2.6	2.0	1.6	1.8
Minor	5.2	7.4	6.9	5.7	3.8	5.8	5.3	5.1	2.6	5.1	3.8	3.3
Near Miss, Safety Concern	-	-	-	0.5	3.4	3.9	3.5	3.0	6.5	4.7	3.8	4.0
Assistance Given	-	0.2	-	0.7	1.0	0.5	0.2	0.3	-	-	0.3	-
Information, Other	-	-	-	-	0.2	0.2	0.7	0.3	1.3	0.4	-	-
Total	7.7	11.1	10.9	9.1	11.1	13.4	11.6	10.4	13.1	12.1	9.4	9.1
CMS	32%	31%	37%	24%	24%	22%	16%	17%	20%	16%	17%	19%
Minor	68%	67%	63%	62%	35%	43%	46%	49%	20%	42%	40%	36%
Near Miss, Safety Concern	0%	0%	0%	5%	30%	29%	30%	29%	50%	39%	40%	44%
Assistance Given	0%	2%	0%	8%	9%	3%	2%	2%	0%	0%	3%	0%
Information, Other	0%	0%	0%	0%	2%	2%	6%	2%	10%	3%	0%	0%

